REVOX A77

SET OF SCHEMATICS
SCHALTUNGSSAMMLUNG
RECUEIL DE SCHÉMAS

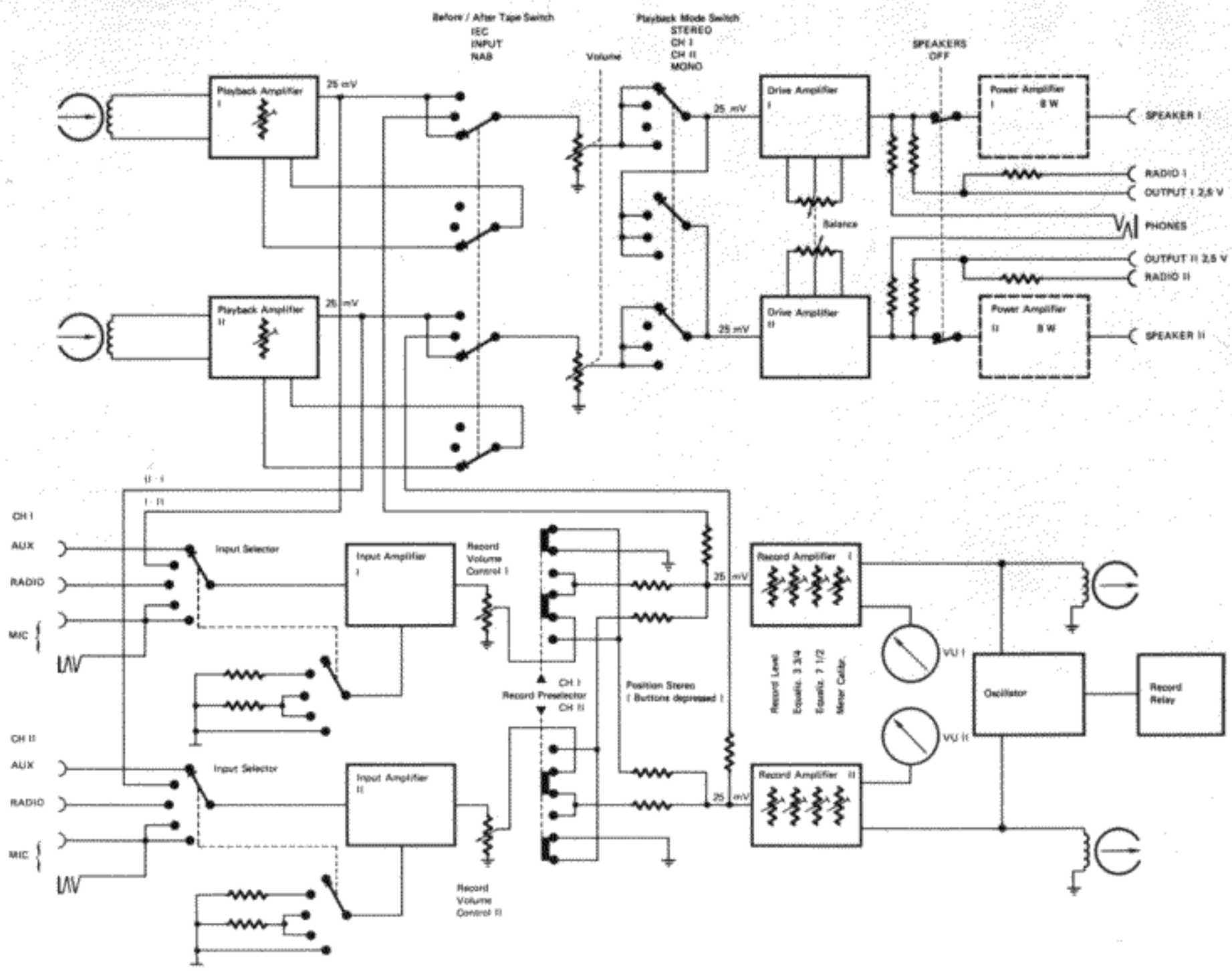

General Measurement Conditions: **Allgemeine Messbedingungen:** **Conditions générales de mesure:**

(for voltages in rectangular frames)
(für Spannungsangaben in rechteckigen Feldern)
(pour les tensions encadrées)

D.C. Voltages: vertical letters, e.g.
Gleichspannungen: vertikale Schrift, z. B.
Tensions continues: caractères droits, ex. **+12 V**

Meter internal resistance 20 kΩ/V min.
Messinstrument minimaler Innenwiderstand 20 kΩ/V
Voltmètre à résistance interne minimum de 20 kΩ/V

A.F. Voltages: slant letters, e.g.
Tonfrequenzspannungen: schräge Schrift, z. B.
Tensions basse-fréquence: caractères inclinés, ex. *700mV*

Meter: Vac, tube or transistor voltmeter 1 MΩ min.
Messinstrument: Röhren- oder Transistorvoltmeter min.1 MΩ
Voltmètre électronique d'au moins 1 MΩ d'impédance d'entrée

Markings on Tantalum Electrolytic Capacitors
Kennzeichnung der Tantal-Elektrolyt-Kondensatoren
Marquage des condensateurs électrolytiques au tantale

Color Farbe Couleur (pink–rosa–rose**)	Capacitance in µF – Kapazität in µF – Capacité en µF 1st digit 1. Ziffer 1er chiffre I	2nd digit* 2. Ziffer* 2ème chiffre* II	Multiplier Multiplikator Multiplicateur III	Working voltage Nennspannung Tension de service IV
black–schwarz–noir	–	0	x1	10 V
brown–braun–brun	1	1	x10	–
red–rot–rouge	2	2	–	–
orange–orange–orange	3	3	–	35 V**
yellow–gelb–jaune	4	4	–	6 V
green–grün–vert	5	5	–	15 V
blue–blau–bleu	6	6	–	20 V
violet–violett–violet	7	7	–	–
gray–grau–gris	8	8	x0,01	25 V
white–weiss–blanc	9	9	x0,1	3 V

Red dot indicates + to the right
Roter Farbpunkt = Pluspol nach rechts
le point rouge indique que le + est à droite

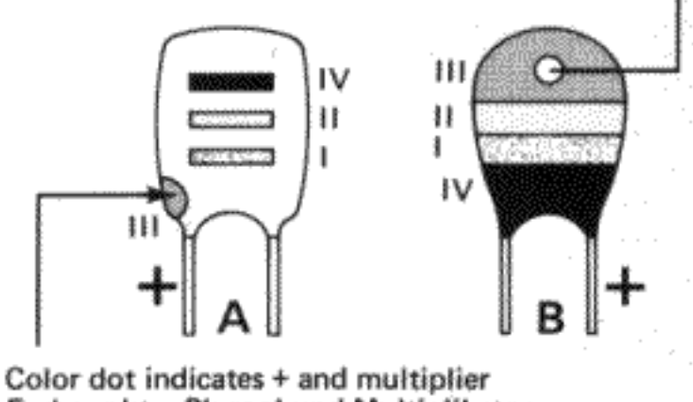

Color dot indicates + and multiplier
Farbpunkt = Pluspol und Multiplikator
le point de couleur indique le + et le multiplicateur

* possibly missing on model B
* Ausführung B: 2. Ziffer nur bei Bedarf
* le 2ème chiffre peut manquer pour le modèle B

** 35 V on model A: pink
** 35 V bei Ausführung A: rosa
** 35 V pour le modèle A: rose

printed in switzerland 18.210.969

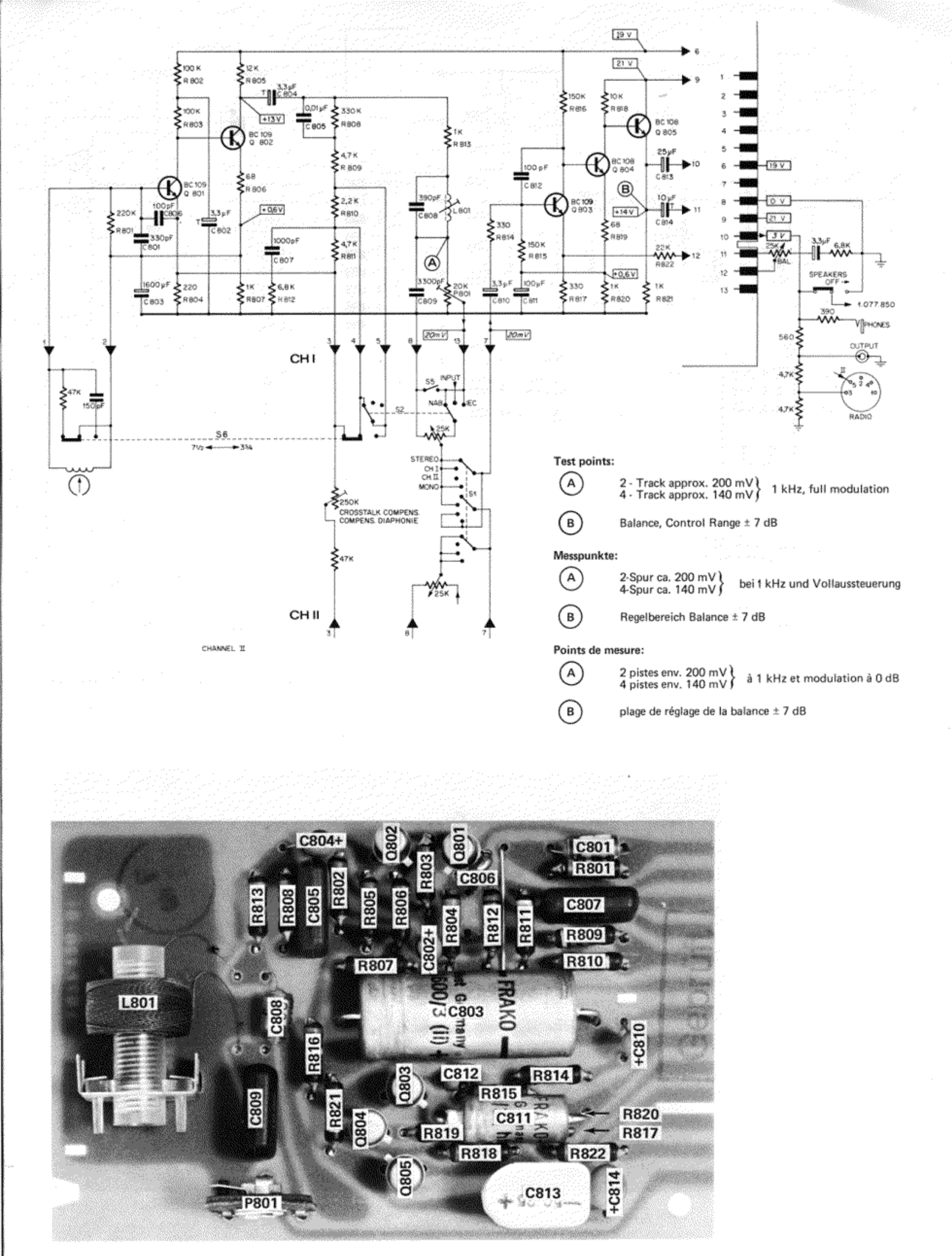

Test points:

(A)	2 - Track approx. 200 mV 4 - Track approx. 140 mV	1 kHz, full modulation
(B)	Balance, Control Range ± 7 dB	

Messpunkte:

(A)	2-Spur ca. 200 mV 4-Spur ca. 140 mV	bei 1 kHz und Vollaussteuerung
(B)	Regelbereich Balance ± 7 dB	

Points de mesure:

(A)	2 pistes env. 200 mV 4 pistes env. 140 mV	à 1 kHz et modulation à 0 dB
(B)	plage de réglage de la balance ± 7 dB	

Playback Amplifier
Wiedergabeverstärker 1.077.720
Amplificateur de lecture

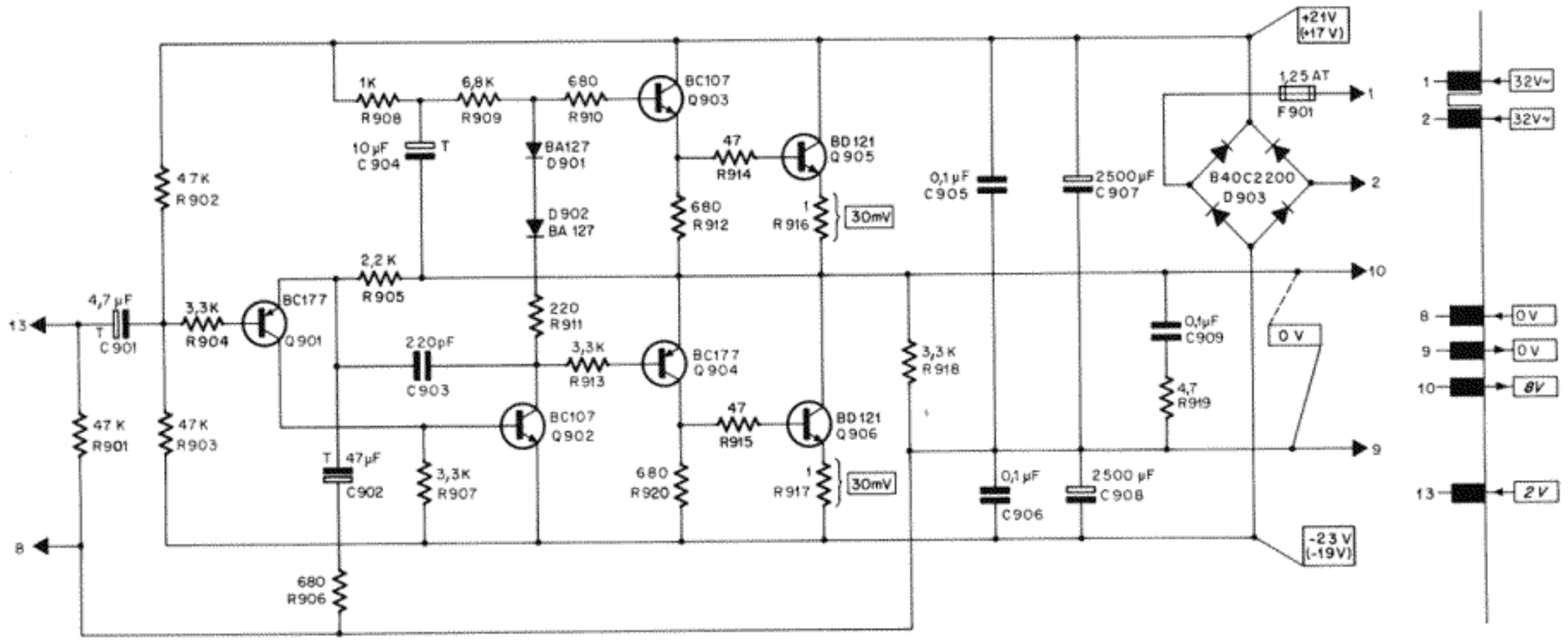



Loudspeaker Amplifier
Lautsprecherverstärker 1.077. **850**
Amplificateur de haut - parleur

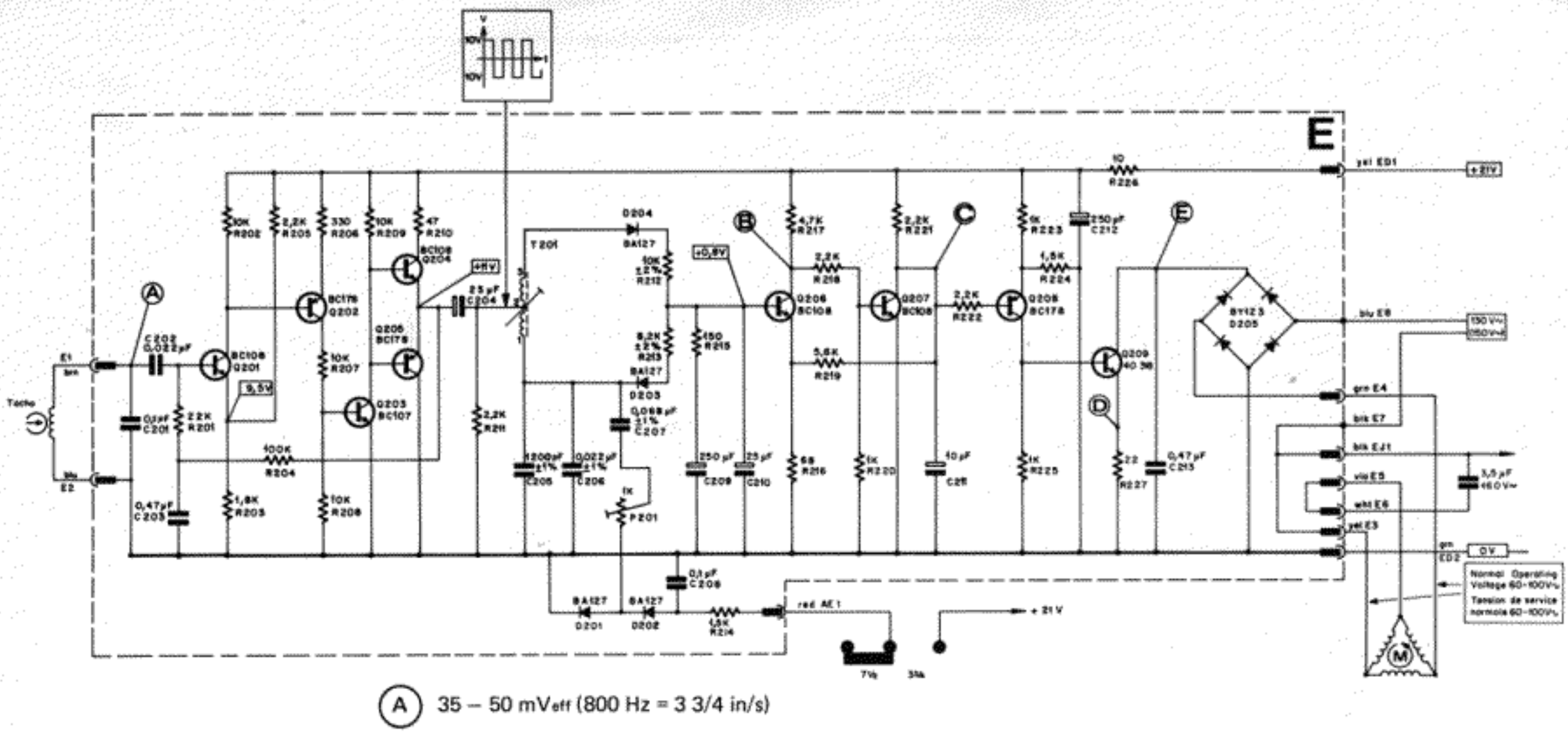

(A) 35 – 50 mVeff (800 Hz = 3 3/4 in/s)

(B)	(C)	(D)	(E)	
7,5	0,4	3	5	Start (full voltage on motor, Q 209 saturated) Anlauf (volle Spannung am Motor, Q 209 in Sättigung) Démarrage (toute la tension au moteur, Q 209 saturé)
2	10	1	80	Operation (nominal values, depend on motor loading) Betrieb (Richtwerte, abhängig von der Belastung am Motor) Marche (valeurs nominales dépendant de la charge du moteur)
0,8	15	0	200	Speed higher than nominal (no voltage on motor, Q 209 cut off) Drehzahl höher als Solldrehzahl (keine Spannung am Motor, Q 209 gesperrt) Vitesse supérieure à la vitesse nominale (pas de tension au moteur, Q 209 bloqué)



Voltages in volts, measured against ground (0V) with a 20 kΩ/V DC - meter

Spannungen in Volt, gemessen gegen 0V DC-Instrument 20 kΩ/V

Tensions en volts mesurées par rapport à la masse (0V) avec un voltmètre DC de 20 kΩ/V de résistance interne.

Position E

Speed Control
Drehzahlregelung 1.077. 725
Régulation de vitesse

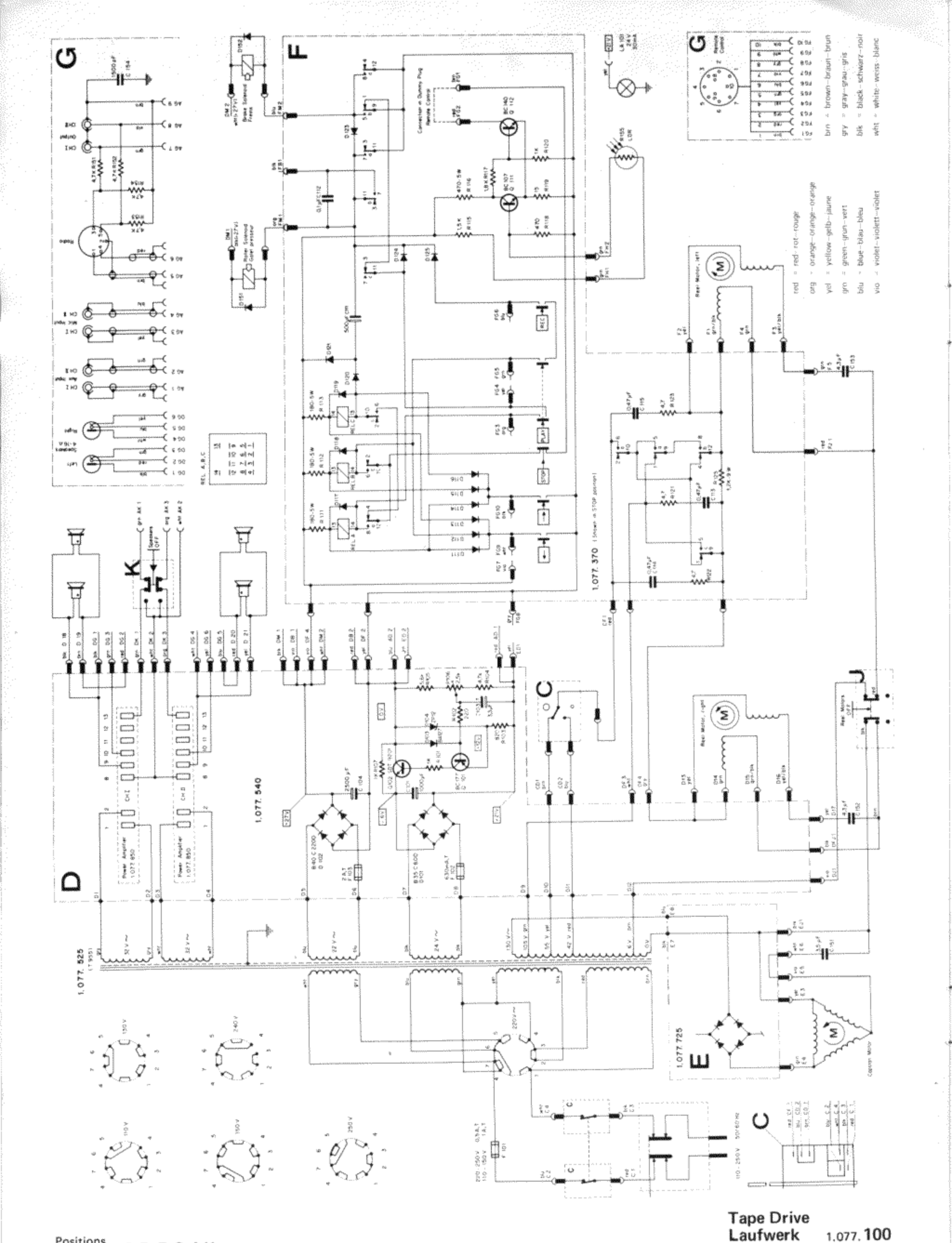

Positions
Positionen C,D,F,G,J,K

Tape Drive
Laufwerk 1.077.100
Mécanisme



Tape Drive Control
Laufwerksteuerung 1.077.**370**
Commande du mécanisme



Power Supply
Netzteil 1.077.**540**
Alimentation

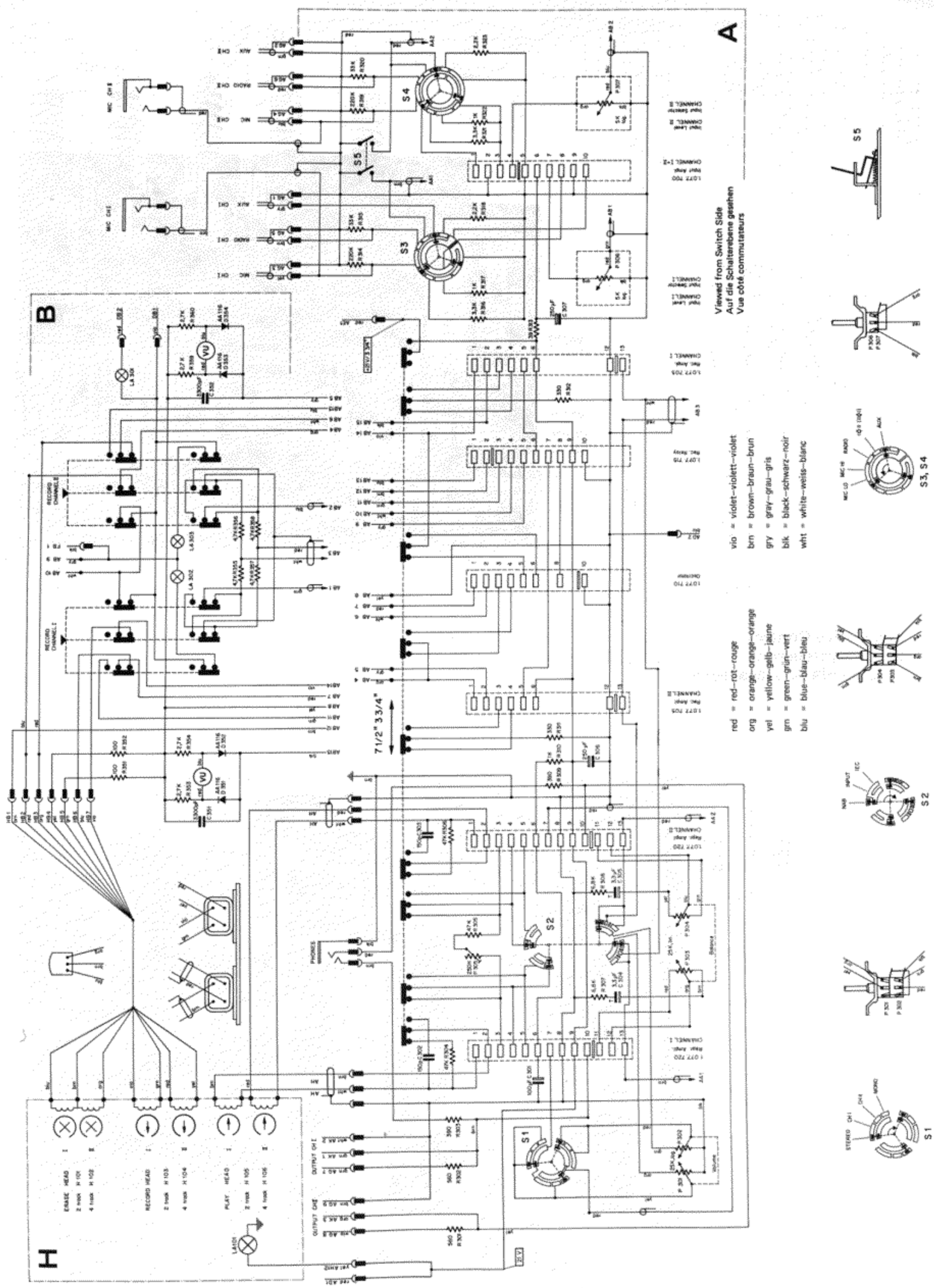

Positions
Positionen A,B,H

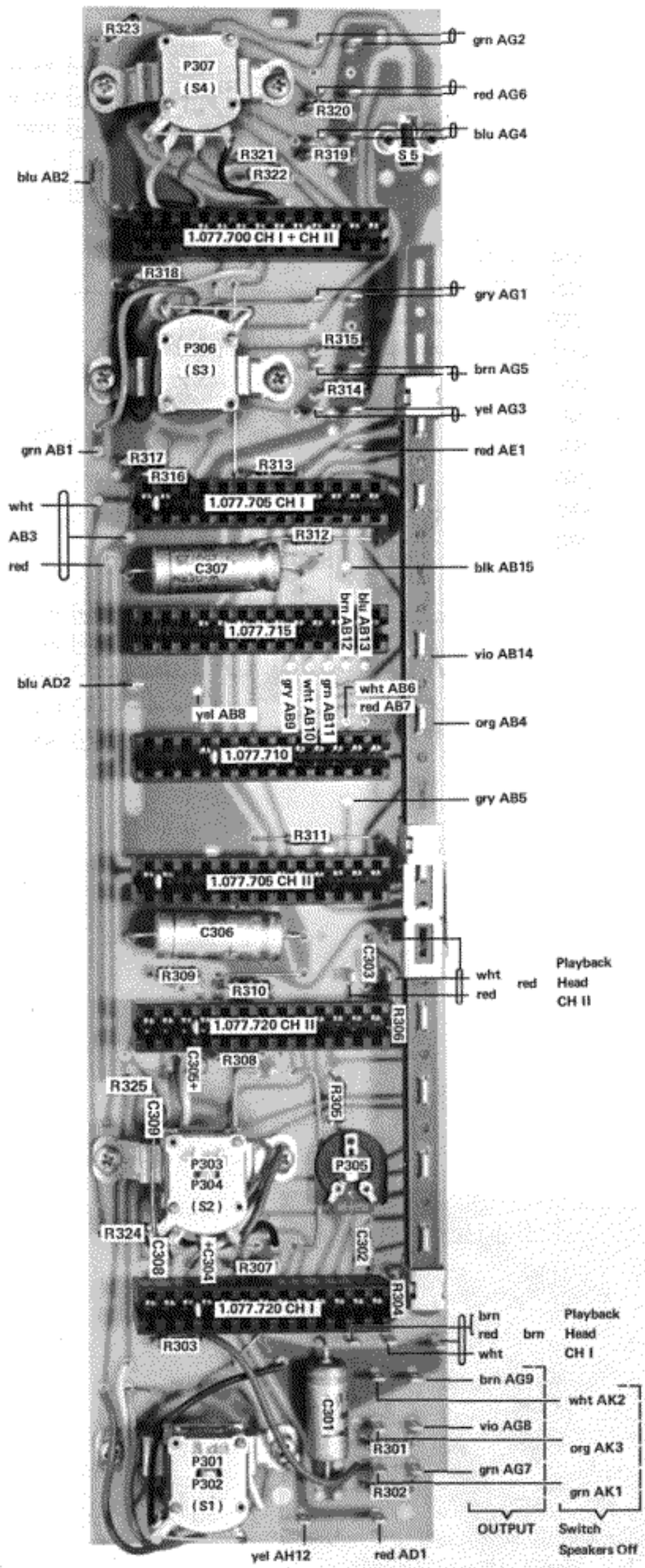

Switch Board
Schalterprint 1.077. **435**
Plaquette des commutateurs

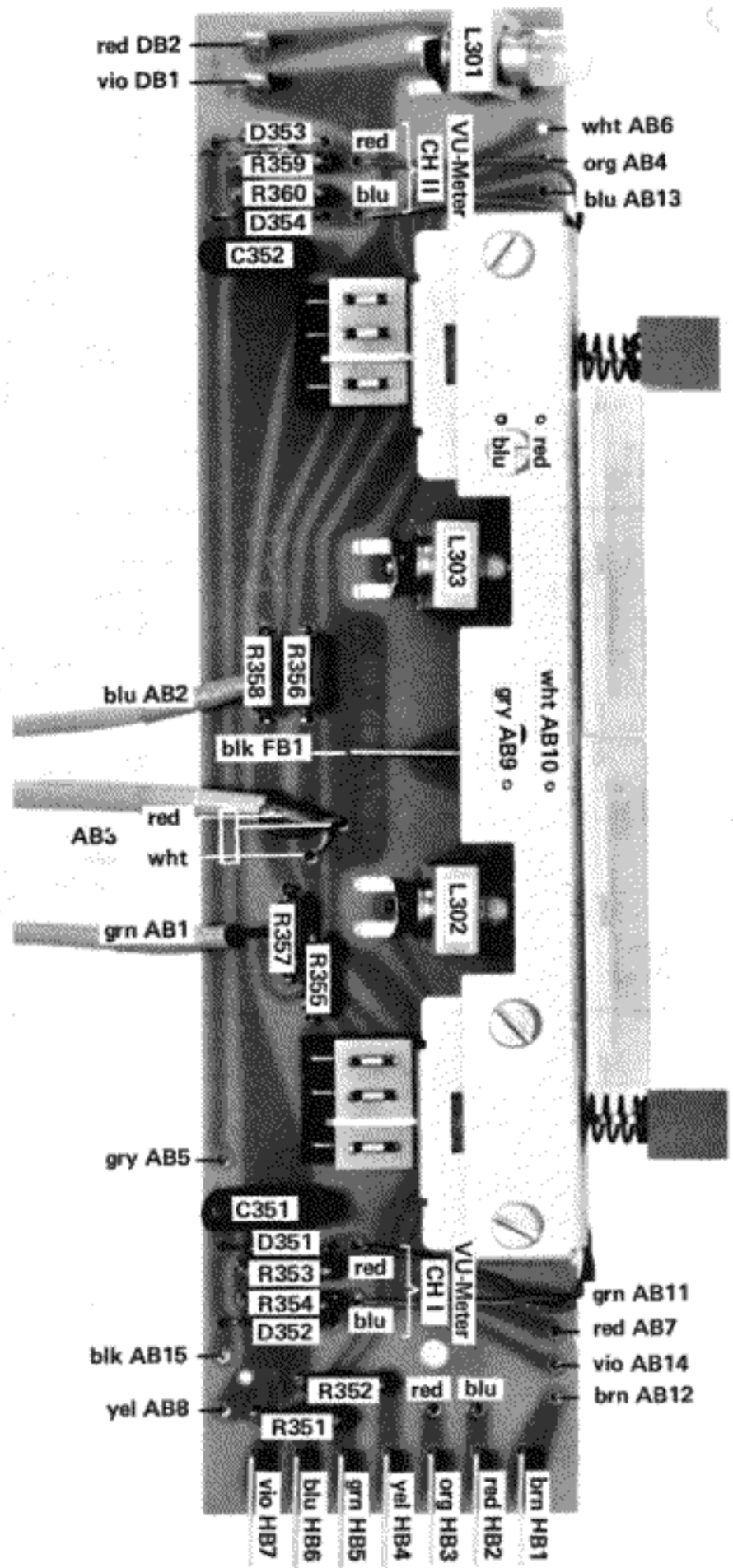

VU - Meter Board
VU - Meterprint 1.077.**480**
Plaquette des VU - mètres

Color Code Farbcode Code des couleurs

red = red—rot—rouge
org = orange—orange—orange
yel = yellow—gelb—jaune
grn = green—grün—vert
blu = blue—blau—bleu
vio = violet—violett—violet
brn = brown—braun—brun
gry = gray—grau—gris
blk = black—schwarz—noir
wht = white—weiss—blanc

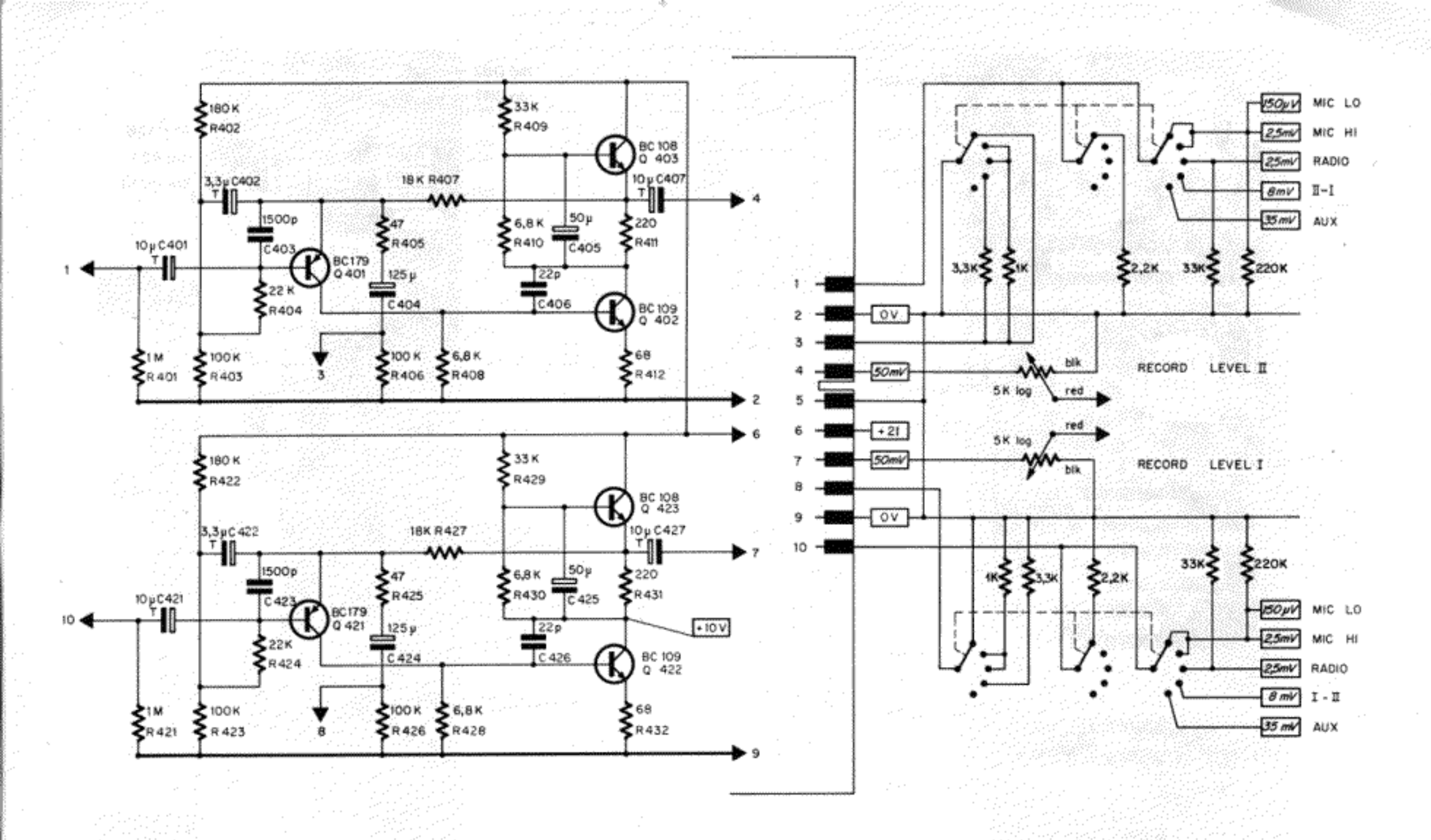



Input Amplifier
Eingangsverstärker 1.077.700
Amplificateur d'entrée

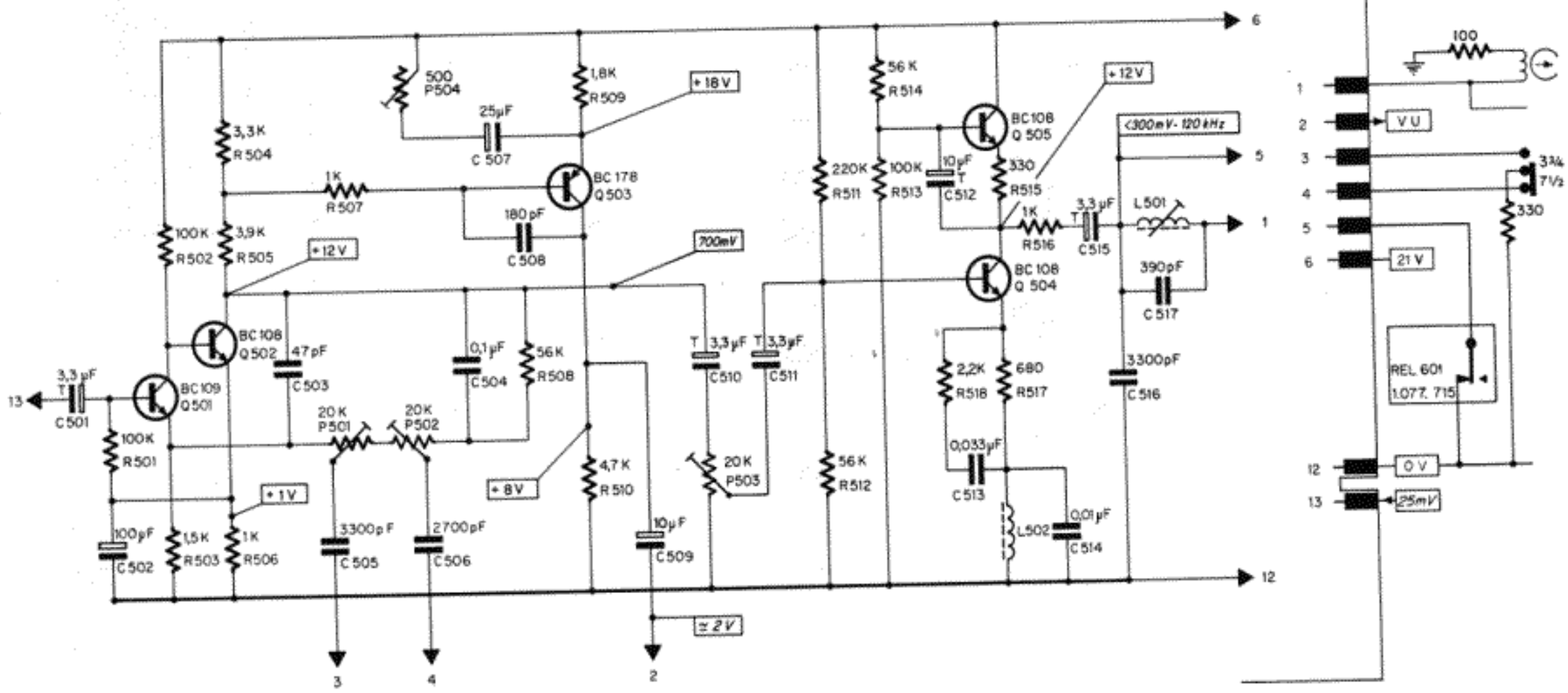



Record Amplifier
Aufnahmeverstärker
Amplificateur d'enregistrement

1.077. **705**

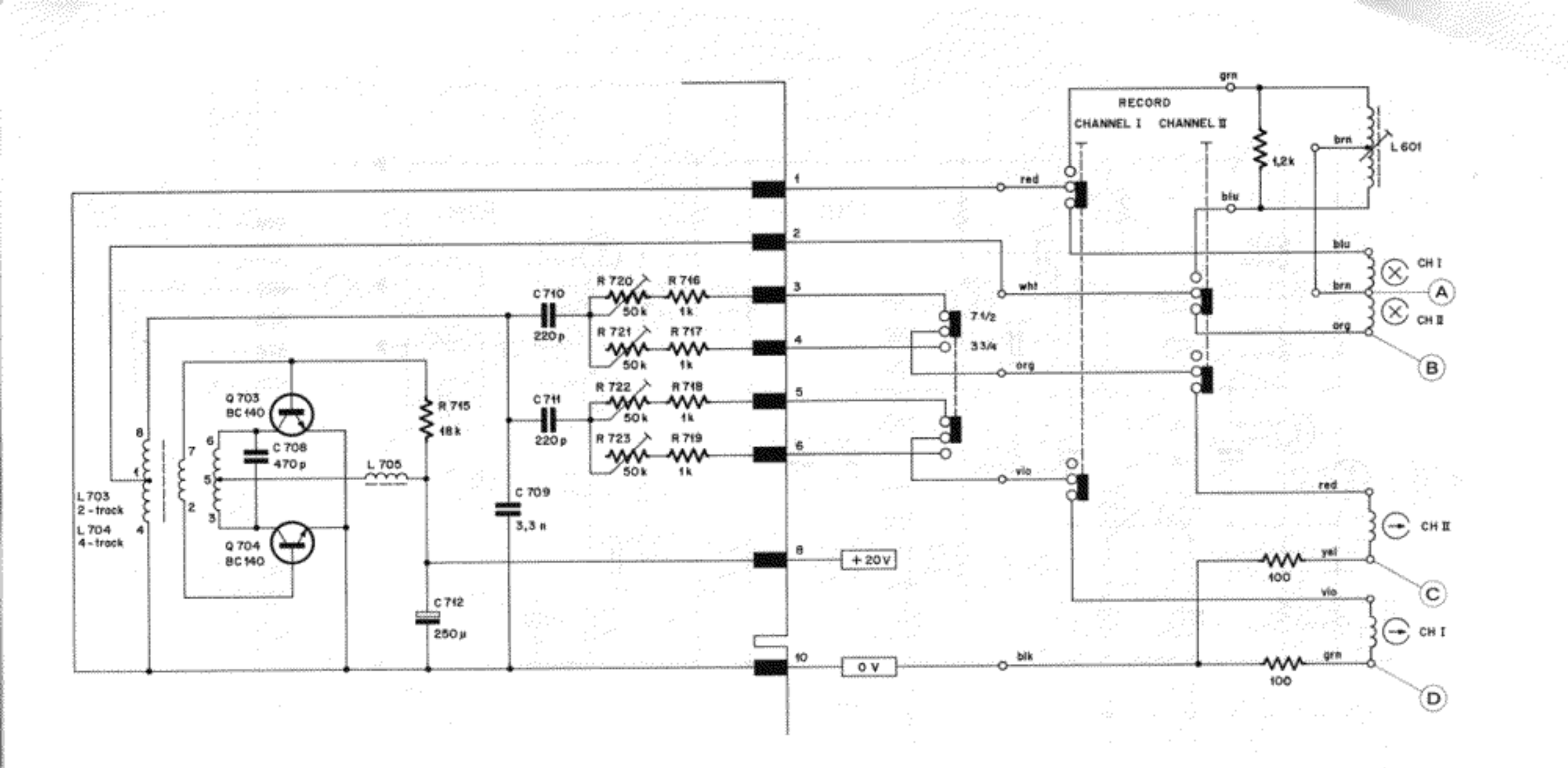

Test points Messpunkte Points de mesure	2 - Track 2 - Spur 2 pistes	4 - Track 4 - Spur 4 pistes
Ⓐ	approx. 22V/120 kHz	approx. 18V/120 kHz
Ⓑ	approx. 44V/120 kHz	approx. 36V/120 kHz
Ⓒ + Ⓓ	500 mV/120 kHz 50 mV/ 1 kHz*	400 mV/120 kHz 40 mV/ 1 kHz*

Position " Record - Stereo ", voltages measured against ground (0V)
Position " Aufnahme Stereo", Spannungen gemessen gegen Masse (0V)
Position " enregistrement stéréo ", tensions par rapport à la masse (0V)

* AF - Test (oscillator pulled out), full modulation
* NF - Messung (Oszillator herausgezogen), Vollaussteuerung
* Mesure BF (oscillateur retiré), modulation à 0 dB

Test values Ⓒ and Ⓓ depend on type and speed of tape; they are to be considered nominal.

Die Messwerte Ⓒ und Ⓓ sind von der Bandsorte und der Bandgeschwindigkeit abhängig und sind deshalb als Richtwerte zu betrachten.

Les tensions aux points Ⓒ et Ⓓ diffèrent suivant le type et la vitesse de la bande; les valeurs indiquées sont nominales.



Oscillator
Oszillator 1.077.**712**
Oscillateur

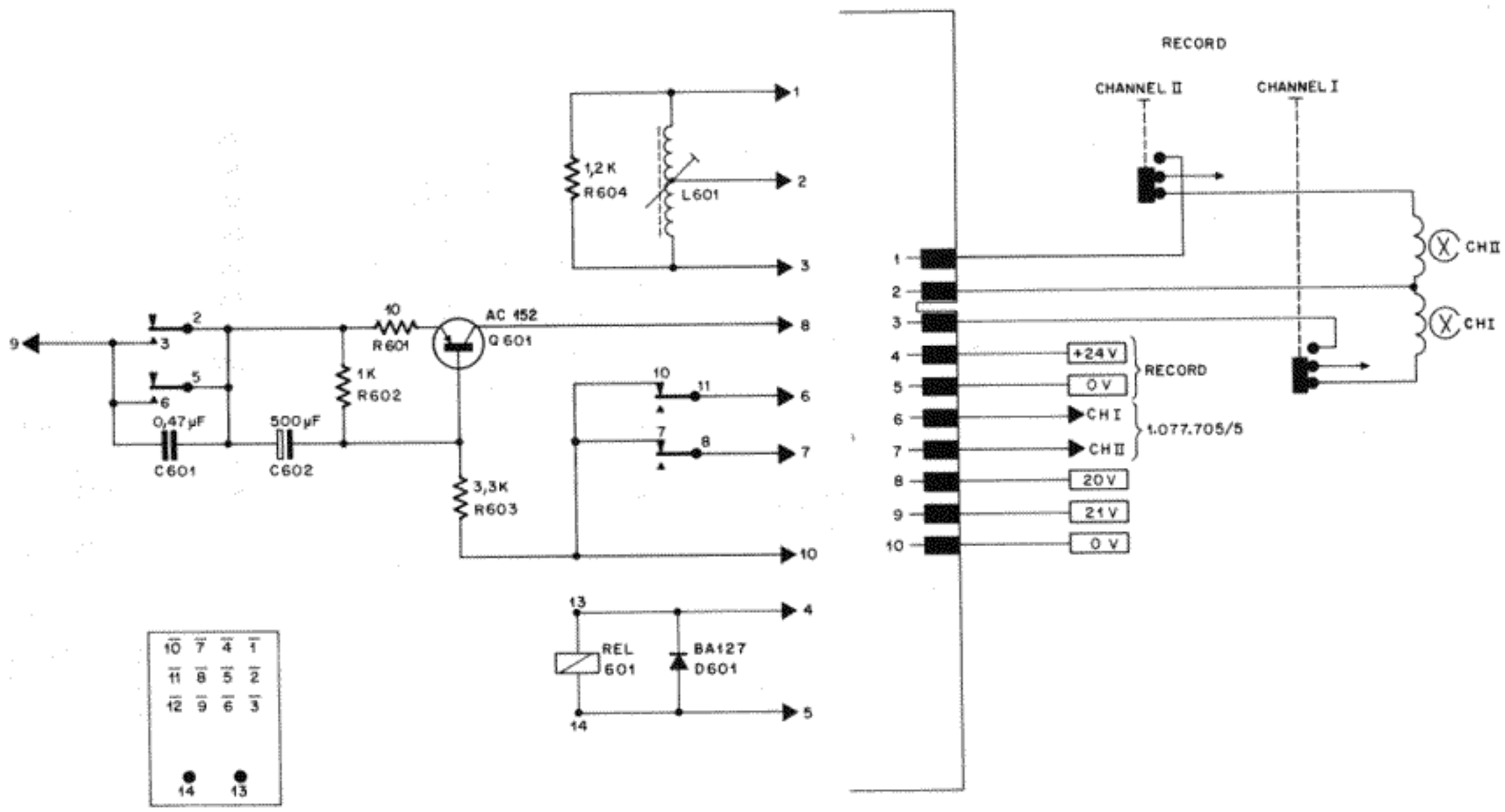



Record Relay
Aufnahmerelais 1.077.**715**
Relais d'enregistrement